

Wet Area Waterproofing System

Flexible Sealer Hydrathane Liquid Flash 1

Packaging



Mixing



Application



Liquid Flash 2

Packaging



Mixing



Application



Substrates

Floors

Concrete,
Cement sheet

Walls

Brick, Block,
Gypsum building
boards,
Cement sheet

Waterproofing Membranes

Flexible Sealer

Water-based, acrylic membrane

Hydrathane

Fast-cure, water-based polyurethane

Liquid Flash 1

Microfibre-reinforced membrane

Liquid Flash 2

Two-pack, fast-cure, acrylic membrane

Substrates

Floors - Concrete, approved fibre-reinforced cement sheets.

Walls - Cement render, masonry, concrete, fibre-reinforced cement sheets, water-resistant plasterboard sheets.

Application Temperature

10° - 30°C

Surface Preparation

Waterproofing must be in accordance with AS3740.

Surfaces to be waterproofed must be sound and free of dirt, dust, grease and other contaminants and allowed to dry before priming. The waste hole in compressed cement flooring must be cut no more than 5mm larger than the waste external diameter. Recess drainage flange. New concrete must have cured for 28 days.

Screed

Adjust falls with **Kemcrete** modified screed then apply waterproofing membrane.

Priming

Apply **Primebond** with a brush to the prepared dry surface. When the surface becomes dry (after approximately 15-20 minutes) apply the membrane - wash up with clean water.

Apply bond breaker tape to joints

Place 50mm bond breaker tape or 13mm bead of neutral cure silicone at the wall/floor/hob/waste junctions and joints in sheeting equally to both surfaces. This will allow for greater movement accommodation, should it occur.

Apply 150mm wide membrane over the bond breaker

Apply a 150mm wide, thick coat of waterproofing membrane centrally over areas where the bond breaker is applied.

Option 1: Reinforce the wet membrane with 140mm **Reomat** to guarantee its thickness and performance.

Option 2: Reinforcing is not required if the thickness is checked during application and the final dry film thickness is 1.5mm.

Apply 1st coat to floor and walls

Apply the 1st coat of membrane to the floor and wall. Take care to seal around the tap and faucet outlets.

Recoat time: Two hours (depending on weather conditions).

Application Temperature: Apply coating in ambient temperatures between 10°-30°C.

Apply 2nd coat to floor and walls

Apply a 2nd coat of membrane to the area to be tiled - recoat time is 2 hours. Apply the second coat of membrane at 90° to all of the previous coat applying a thick coat (1.5mm wet) to ensure final dry thickness of 1.5mm. Clean up the uncured coating with clean water.

Thickness

Check the wet film thickness at 0.5 metre intervals and also at 0.5 metres along the bond breaking tape, with a wet film thickness gauge.

Adhere Tiles

Allow the membrane to cure for 72 hours before fixing tiles with **Kemgrip Floor & Wall** mixed with **Elastacrete** or **Kemflex**, **Gripflex** or **Monoflex**. Tiles must be laid so that adequate fall is towards the floor waste. A cement screed can be used to achieve this.

Grouting

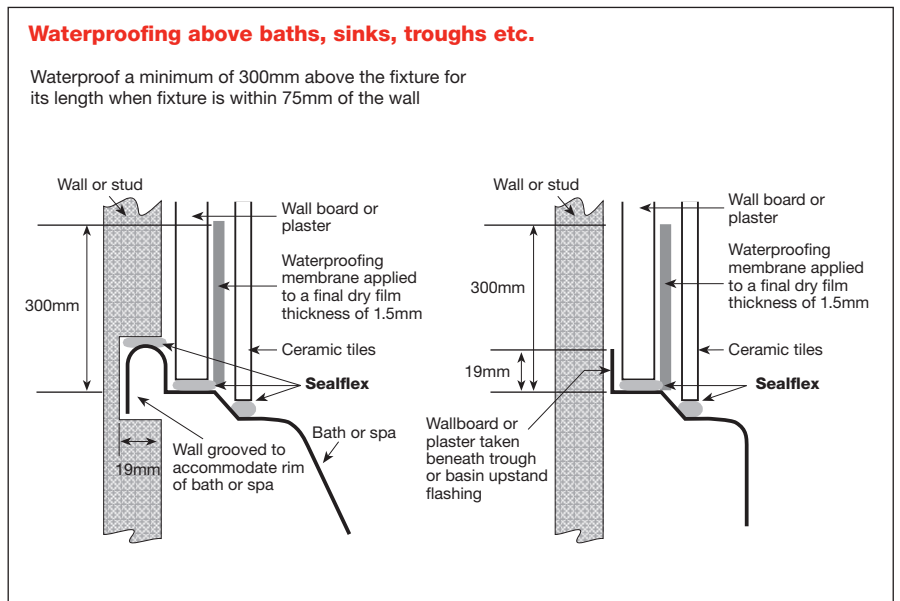
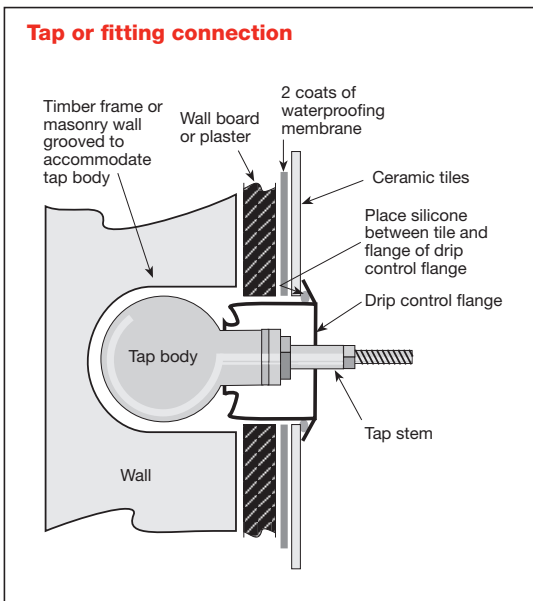
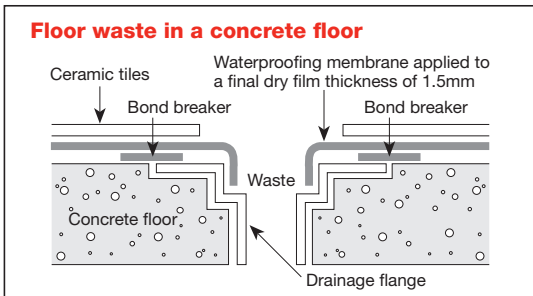
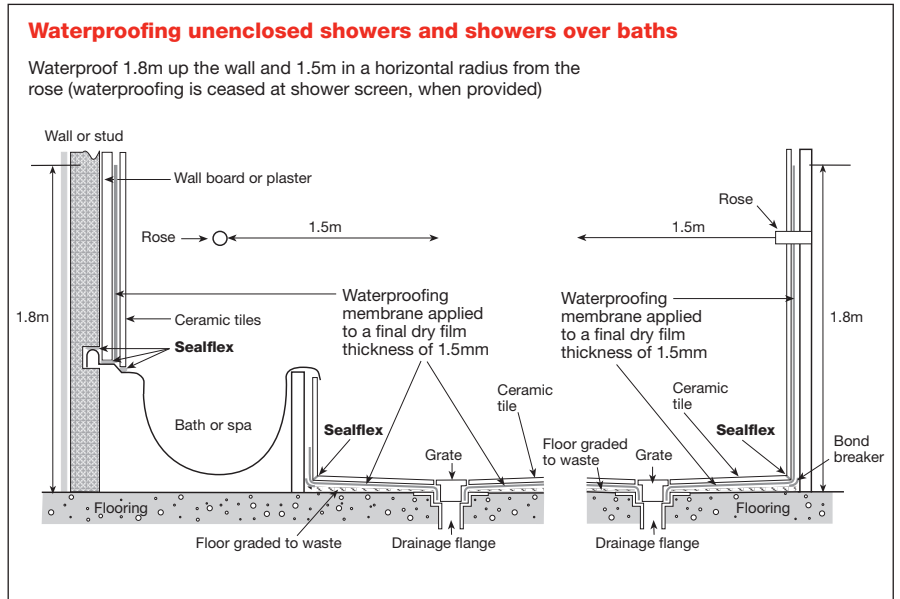
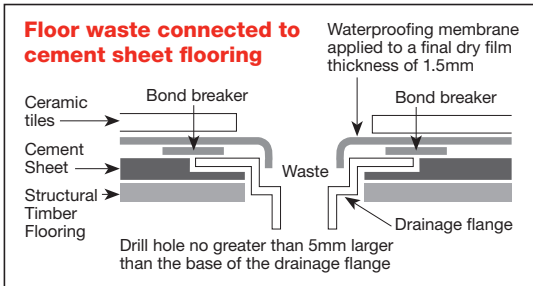
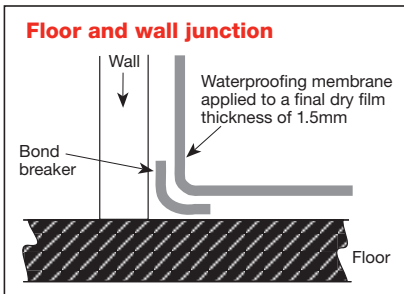
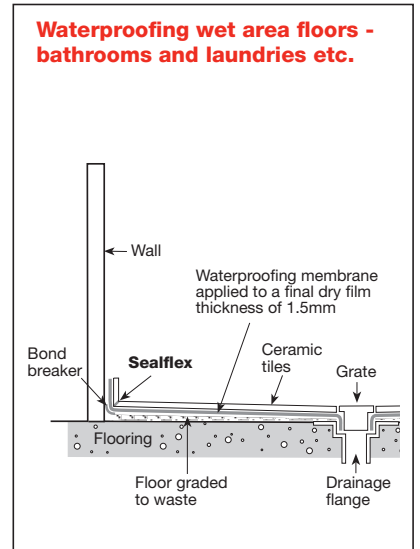
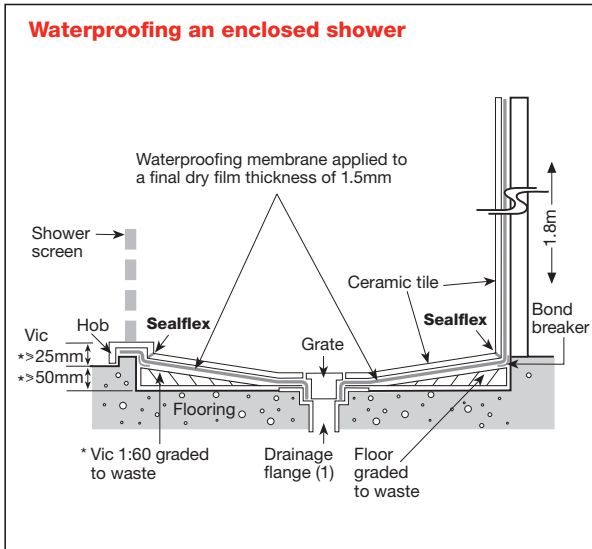
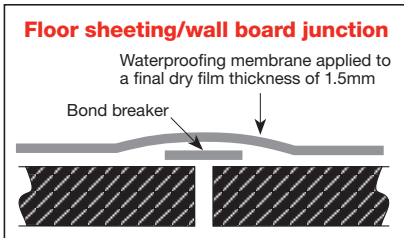
Allow adhesive to cure 24 hours before grouting with **Kemgrout**. **Colour Seal** or **Sealflex** is applied to the surface at the junction of wall/wall, wall/floor and hob/floor, hob/wall in place of the grout.

Precautions

Allow the membrane to cure for 3 days before tiling and 7 days before putting into use. It is advisable to flood test the shower after curing (approx. 7 days @ 23°C @ 50° relative humidity). Drain the water and allow the membrane to dry for 24 hours before tiling.

Safety Precautions

The waterproofing membranes and primers are not harmful or toxic. Splashes on the skin and eyes must be washed away with clean water. Apply products in well ventilated areas.



Dribond CONSTRUCTION CHEMICALS

Adelaide (08) 8243 7888 Brisbane (07) 3271 2944
 Darwin (08) 8947 1811 Melbourne (03) 9761 4711
 Perth (08) 9356 9999 Sydney (02) 9756 3533
 Auckland (09) 273 5444 Kuala Lumpur (603) 5122 2522

www.constructionchemicals.com.au

The information contained in this technical publication is based on our current knowledge and experience and is provided as a guide only. In view of the many factors that may affect application it is the user's sole responsibility to ensure suitability for a specific purpose.